

KCC AURORA Prestige

Special Effects Paint

Product Description

KCC AURORA Prestige is a premium semi-transparent acrylic water based special effects paint. It is used as a metallic or pearlescent effect glaze coat over coloured wall to create aesthetically unique feature walls. It is DIY friendly, low VOC, low odour, and eco-friendly which is free from lead, mercury, APEO and formaldehyde.

Recommended Use

Interior use for concrete, masonry surfaces, walls, ceilings and soft board surfaces suitable for new and repainting projects.

Product Information

Binder	: Full Acrylic
No. of Components	: 1
Solids (% by Volume)	: 26 ± 2 %
Flash Point	: Non Flammable
Colour	: Pearl, Gold, Antique Gold (Please consult KCC representative for custom colours)
Finish	: Sheen, Metallic

Application Information

Substrate	: Concrete, Masonry, Plaster
Recommended No. of Coats	: 1
Recommended Wet Film Thickness	: 50 μm / Coat
Recommended Dry Film Thickness	: 30 μm / Coat
Theoretical Spreading Rate @ 30μm	: 9 m ² / L / Coat
<small>(Does not include substrate condition and loss factors)</small>	
Drying Agent	: Evaporation, Coalescence
Drying Time	: Touch Dry 30 min Hard Dry 2 to 3 hr

Application Methods

Applied By	: Sponge, Brush
Thinner	: Clean Water
Clean Up	: Clean Water

Packaging & Storage

Packaging	: 1L
Shelf Life	: 12 months - Unopened
Storage	: Cool, dry and well ventilated area away from heat and direct sun light. Lid must be kept tightly closed.

Disclaimer : The above information is given to the best of our knowledge based on laboratory testing and practical experiences. The information in this data sheet may be subject to changes from time to time and without notice due to production refinements arising from continuing research and evaluation programmes, which may occasionally result in marginal changes in the coating properties.

Surface Preparation

New Masonry Substrate

Allow all new surfaces to dry out thoroughly, preferably for at least 28 days drying time or check moisture content for less than 16%. Surface imperfections, misalignments and protrusions shall be made good and patched up. All surface contaminants such as laitance, dust and loose cement shall be removed using scraper, sandpapers and clean stilt brushes.

Previously Painted Surfaces

All loose or defective paintwork or powdery residues shall be thoroughly removed. Treat any areas affected by mould, lichens, algae and moss with "KCC Fungicidal Solution". Make good minor defects with an appropriate suitable putty sealant. A light sanding with suitable abrasive material is recommended before application. Any resulting dust/loose particles must be removed.

Typical Recommended Painting System

Substrate: Concrete, Masonry, Plaster

<u>System</u>	<u>Product</u>	<u>No. of Coats</u>
Sealer	AURORA Primer	1
Finish	KCC AURORA Sheen	2
Glaze Coat	KCC AURORA Prestige	1

Substrate: Previously Painted Concrete, Masonry, Plaster

<u>System</u>	<u>Product</u>	<u>No. of Coats</u>
Sealer	AURORA Primer (Optional)	1
Finish	KCC AURORA Sheen	2
Glaze Coat	KCC AURORA Prestige	1

Application & Cleaning Instructions

Paint is ready for use after thorough stirring. Thinning is not normally necessary, however, if required for better workability, do not exceed 5% of dilution ratio. Clean up equipment with water immediately after use.

Health & Safety

Ensure good ventilation during application and drying. Avoid contact with skin and eyes. In case of contact with eyes, rinse immediately with plenty of water and seek medical advice. After contact with skin, wash immediately with plenty of soap and water. During spray application, do not breathe in mist and wear suitable respiratory protective equipment. Keep out of reach of children.

Disclaimer : The above information is given to the best of our knowledge based on laboratory testing and practical experiences. The information in this data sheet may be subject to changes from time to time and without notice due to production refinements arising from continuing research and evaluation programmes, which may occasionally result in marginal changes in the coating properties.



Prestige

AURORA



특수 효과


Special Effect Paint

Prestige

Gold



AURORA Sheen 35116 Dustypink
AURORA Prestige 301 Pearly Pink



Base colour
Glazed over with

AURORA Sheen
AURORA Prestige


36118 Bonanza
304 Gold



Base colour
Glazed over with

AURORA Sheen
AURORA Prestige


36123 Chief Brown
305 Antique Gold



Base colour
Glazed over with

AURORA Sheen
AURORA Prestige


33108 Royalty
304 Gold



Base colour
Glazed over with

AURORA Sheen
AURORA Prestige


38124 Cave Ground
304 Gold



Base colour
Glazed over with

AURORA Sheen
AURORA Prestige

31100 Country Lane
305 Antique Gold



Base colour
Glazed over with

AURORA Sheen
AURORA Prestige

38101 Falling Comet
305 Antique Gold

All colours reproduced are shown to be as close to actual paint colours as modern printing techniques allow. Finishing or appearance may vary according to method and style of each applicator.

Prestige Pearl



Base colour
Glazed over with

AURORA Sheen
AURORA Prestige

36126 Fresh Romance
301 Pearl Pink



Base colour
Glazed over with

AURORA Sheen
AURORA Prestige

31105 Feather
301 Pearl Pink



Base colour
Glazed over with

AURORA Sheen
AURORA Prestige

36114 Strong Blush
301 Pearl Pink



Base colour
Glazed over with

AURORA Sheen
AURORA Prestige

35116 Dusty Pink
301 Pearl Pink



Base colour
Glazed over with

AURORA Sheen
AURORA Prestige

36109 Martian
301 Pearl Pink



Base colour
Glazed over with

AURORA Sheen
AURORA Prestige

34106 Scarlet Pink
300 Pearl White



Base colour
Glazed over with

AURORA Sheen
AURORA Prestige

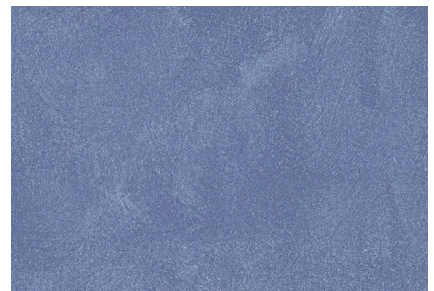
38125 Light Cyan
302 Pearl Blue



Base colour
Glazed over with

AURORA Sheen
AURORA Prestige


31103 Clean Seal
302 Pearl Blue



Base colour
Glazed over with

AURORA Sheen
AURORA Prestige


33100 Rainbow Indigo
302 Pearl Blue



Base colour
Glazed over with

AURORA Sheen
AURORA Prestige

31109 Plain Shadow
302 Pearl Blue



Base colour
Glazed over with

AURORA Sheen
AURORA Prestige

38105 Voyage
303 Pearl Green



Base colour
Glazed over with

AURORA Sheen
AURORA Prestige

38120 Neon Green
303 Pearl Green



Base colour
Glazed over with

AURORA Sheen
AURORA Prestige

31100 Country Lane
300 Pearl White



Base colour
Glazed over with

AURORA Sheen
AURORA Prestige

34107 Mushroom Brown
301 Pearl Pink

All colours reproduced are shown to be as close to actual paint colours as modern printing techniques allow. Finishing or appearance may vary according to method and style of each applicator.



EASY
CLEAN



DIY-
FRIENDLY



LOW
ODOUR



NO LEAD OR
MERCURY
ADDED

AURORA Prestige

Where Mystical Beauty and Colours Converge

Inspired by the magnificence of the Northern Lights, KCC's all-new AURORA paints provide your home interior with long-lasting beauty and elegance that stand the test of time.

AURORA Sheen



EASY
CLEAN



ECO
FRIENDLY



ANTI-
BACTERIAL



LONG - LASTING
COLOURS



SMOOTH
ELEGANT FINISH

Step by Step Application




STEP 1:

Using a roller, apply a coat of **AURORA Primer** and allow to dry.



STEP 2:

Apply 2 coats of **AURORA SHEEN** with roller, allowing the first layer to dry before applying the second coat.



STEP 3:

Using the **AURORA Prestige Sponge**, apply a coat of **AURORA Prestige** using random circular motions.

Tools needed :
Sponge



Scan for
video
instruction.



KCC Paints Sdn. Bhd. 199401038283 (323967-T)
No. 1, Jalan Anggerik Mokara 31/55, Seksyen 31,
Kota Kemuning, 40460 Shah Alam, Selangor.
Tel (+60)3-5122 2900 | Fax (+60)3-5122 1900 | www.kccpaint.com.my



KCC Paint Malaysia



kccpaintmalaysia



kccpaintmy



CERTIFIED TO MS158:2007
Licence No. PK 017502

LOW VOC
SRIM CRITERIA 019:2012
Licence No. ELK 0628001