



TECHNICAL DATA SHEET

[SATIN GLOSS ENAMEL]

Softmatt Alkyd Enamel

PRODUCT DESCRIPTION

A professional exterior and interior range of alkyd solvent based enamel for metal and wood surfaces that gives an elegant look, suitable for new and repainting projects.

- ▶ Easy application.
- ▶ Satin-like finishing.
- ▶ Superior algae and fungus resistance.
- ▶ Excellent durability.

DESIGN USE

○ As a top coat for substrates such as iron, steel, timber and woodworks surfaces.

PHYSICAL DATA

VOLUME SOLIDS	45 ± 2%
DRY FILM THICKNESS (DFT)	38 µm / Coat
WET FILM THICKNESS (WFT)	84.44 µm / Coat
NUMBER OF COATS	2
THEORITICAL COVERAGE	11.84 m ² /L/coat
FINISH	Satin
COLOUR RANGE	Wide colour range (Please consult KCC Technical Department)
NO. OF COMPONENTS	1
STANDARD PACKING SIZE	1L, 5L, 15L

RECOMMENDED PAINTING SYSTEM

Substrate: Timber, Wood		No. of Coats
<u>System</u>	<u>Product</u>	
Undercoat	Alkyd 131UC / Eva Undercoat	1
Finish	Satin Gloss Enamel	2
Substrate: Iron, Steel		No. of Coats
<u>System</u>	<u>Product</u>	
Primer	Metal-Prime 212ROX / Metal-Prime 213ZP	1
Finish	Satin Gloss Enamel	2
Substrate: Previously Painted Timber, Wood		No. of Coats
<u>System</u>	<u>Product</u>	
Primer	Not Necessary	-
Undercoat	Not Necessary	-
Finish	Satin Gloss Enamel	2

APPLICATION METHOD

Brush, Roller or Spray application

* Stir the contents thoroughly before use. Thinning is normally not necessary. However, if required for better workability, do not exceed 5% dilution ratio. Clean up equipment with **Thinner 51** immediately after use.

DRYING TIME

Substrate Temperature	Touch Dry	Hard Dry	Overcoating Interval	
			Minimum	Maximum
15°C	8hr	11hr	8hr	-
25°C	3.5hr	6hr	6hr	-
35°C	3 hr	4hr	4hr	-

ADDITIONAL INFORMATION

Thinner	Thinner 51
Thinning Ratio	Do not exceed 5% dilution ratio.
Cleaning Solvent	Thinner 51
Flash Point	35°C
Storage Requirements	Cool, dry and well ventilated area away from heat and direct sunlight(5~35°C). Lid must be kept tightly closed.

[SATIN GLOSS ENAMEL]

Softmatt Alkyd Enamel

**SURFACE
PREPARATION**

Steelworks

- ◆ Abrasive blasting is the most effective and economical method for maximum performance.
- ◆ Hand power tool cleaning to St 3 (ISO 8501-1:1988) is recommended when blast cleaning is impractical due to site and safety limitations.
- ◆ Care must be taken to avoid excessive burnishing of steel surfaces.
- ◆ Prior to painting, ensure steel surfaces is thoroughly free from any oil and grease residues and foreign matter.

New Timberworks

- ◆ Timber substrate must be sound and free from dirt, grease and any contaminations.
- ◆ Scrape off all loose woodwork and all protrusions must be rounded-off.
- ◆ Fill nail-holes and minor imperfections with an appropriate wood putty.
- ◆ Sand smooth with #320 sandpaper.

Previously Painted Surfaces

- ◆ All loose or defective paintwork or powdery residues shall be thoroughly removed by high pressure water jet cleaning.
- ◆ For timberworks, treat any areas affected by mould, lichens, algae and moss with "KCC Fungicidal Solution" and make good defective areas.
- ◆ For steelwork maintenance painting, power brush spot rust areas and dilute paint to ensure good wetting.
- ◆ Apply by brush on spot rusted areas.

Application conditions

- ◆ Ensure the surface is completely clean and dry.
- ◆ Ensure the relative humidity below 90% before painting.
- ◆ Ensure the surface temperature at least 3°C above dew point temperature.

Remark

- ☞ Always conduct an application point test on small area. Check for any abnormalities and paint defects prior to painting.
 - ☞ This product should only be applied over concrete, plaster and masonry substrate that have been suitably sealed and primed.
 - ☞ Avoid excessive thinning as it will results in colour difference, poor hiding power, poor finishing, and overall paint performance compromised.
 - ☞ Always follow TDS recommended coating thickness and ensure uniform application thickness. Inconsistent film thickness will results in difference sheen level and unpleasant finishing.
 - ☞ It is recommended to paint the same colour with same batch number, using same painting equipment and method and also follow instructed thinning ratio to ensure consistent painted finishing.
 - ☞ Do not skip primer and sealer application as concrete primer and sealer will minimize efflorescence defects on humid area.
 - ☞ Recommended to paint according to TDS and Application guide.
- (Please consult with KCC customer service for any inquiries or browse to our website www.kccpaint.com.my)*

**SAFETY
PRECAUTIONS**

- ◆ This product is flammable.
- ◆ Ensure adequate ventilation during application and drying.
- ◆ Avoid contact with eyes and skin.
- ◆ In case in contact with skin, wash immediately with plenty of soap and water.
- ◆ During spray application, do not breath in mist and wear suitable respiratory protective equipment.
- ◆ Keep out of reach of children.

FIRST AID

- | | |
|-------------------|---|
| Eyes | Rinse immediately with plenty of water and seek medical advice. |
| Skin | Wash immediately with plenty of soap and water. |
| Inhalation | Remove to fresh air, loosen collar and keep patient rested. |
| Ingestion | DO NOT INDUCE VOMITING. Obtain medical attention. |

DISCLAIMER

The above information is given to the best of our knowledge based on laboratory testing and practical experiences. The information in this data sheet may be subject to changes from time to time and without notice due to production refinements arising from continuing research and evaluation programmes, which may occasionally result in marginal changes in the coating properties.



WOOD, METAL & ROOF

COLOUR SELECTIONS



HI-GLOSS ENAMEL & SATIN-GLOSS ENAMEL

Premium High Gloss Finish & Satin Gloss Finish

HI-GLOSS ENAMEL is an excellent gloss finish that provides good colour retention for both interior and exterior wood and metal surfaces. Satin Finish is also available in the following colours.




			
Papyrus K12056	Magnolia K12633	Ivory K12032	Sugar Cane K12652
			
Bamboo K12057	Silver Mist K12693	Ash Grey K12699	Pewter K12695
			
Executive Gray K12104	Dawn Grey K12747	Nutmeg K12461	Golden Honey K12727
			
Clementine K17066	Mocha Latte K12686	Rustic K12038	Signal Red K12437
			
Scarlet K14361	Heritage Red K14630	Suede K12116	Leather K12037
			
Conifer K13339	Antique K12016	Wira Blue K11227	Shell Yellow K13317
			
White K12101	Black K10122		

The colours on this card are as close to the actual paint colours as modern printing techniques allow. Where colour matching is critical, an applied sample is recommended.

TIMBERWARNA

Timber & Galvanised Substrate Finish



TIMBERWARNA is a premium acrylic water based finish that is durable, easy to apply and provides good UV resistance, colour fastness and fungus resistance.



ROOFCARE

Acrylic Roof Coating

ROOFCARE is a premium full acrylic water based finish for exterior roofs, formulated to resist fungus and algae growth and provide good weathering protection.



The colours on this card are as close to the actual paint colours as modern printing techniques allow. Where colour matching is critical, an applied sample is recommended.

RECOMMENDED PRIMERS

SUBSTRATE PRODUCT	WOOD	METAL
PRIMER	 Alkyd 131 UC	   Metal Prime 210 ZP Metal Prime 212 ROX Metal Prime 213 ZP

Alkyd Anti-Corrosive Primers

Metal-Prime 212ROX, Metal-Prime 213ZP and Metal-Prime 210ZP are conventional alkyd anti-corrosive primers that require minimum surface preparation such as wire brushing or scraping.

Metal-Prime 212ROX



Red Oxide

Metal-Prime 213ZP



Grey Green

Metal-Prime 210ZP



Grey

RECOMMENDED TOPCOATS





















SUBSTRATE PRODUCT	WOOD	METAL	ROOF
TOPCOAT	 Hi-Gloss Enamel	 Satin-Gloss Enamel	 RoofCare
	 TimberStain	 TimberWarna	

TIMBERSTAIN

Translucent Woodstain Varnish

TIMBERSTAIN is a premium wood varnish with excellent brushability and permeability to highlight the natural beauty of the wood grain.



			
Akasa 5121	Chengal 5122	Coconut 5123	Yew 5124
			
Ariba 5126	Antique Cherry 5129	Cedar 5125	Nyatoh 5127
			
Golden Pine 5103	Rust 5105	Redwood 5107	Rosewood 5108
			
Oak 5111	Mahogany 5102	Teak 5104	Meranti 5101
			
Amarello 5131	Pond 5130	Pecan 5128	Black 5110

The colours on this card are as close to the actual paint colours as modern printing techniques allow. Where colour matching is critical, an applied sample is recommended.



KCC PAINTS SDN. BHD. 199401038283 (323967-T)

No. 1, Jalan Anggerik Mokara 31/55, Seksyen 31, Kota Kemuning,
40460 Shah Alam, Selangor Darul Ehsan, Malaysia.

Tel : (+60)3-5122 2900 | Fax (+60)3-5122 1900 | www.kccpaint.com.my